

# MOSAIC™

SERIES





## CREATE AND COMMUNICATE YOUR PERFECT PROGRAM

Introducing the Mosaic™, an innovative and versatile modular recycling and waste container system! This premium-quality product features a sturdy and durable structure that incorporates customizable signage, along with our thoughtfully designed bag retention clips to keep bags securely in place, making it a perfect fit for businesses and public spaces.

**Patent: Pending.**



*Liners are made from 100% post-consumer recycled content*





# EFFORTLESSLY

## Versatile

Consider adding our easy glide lockable caster kit to your Mosaic, making relocating easy, saving time and promoting safety in the workplace. Expand your collection capacity seamlessly by incorporating additional containers and utilizing the innovative connector system for secure interlocking.

### Choose your components:



#### 1. BODY

Mosaic Standard Body (32 Gallon)



#### 2. LID

See page 6 for available openings



#### 3. GRAPHICS

Choose from our stock options or customize your own!




#### 4. OPTIONAL ACCESSORIES

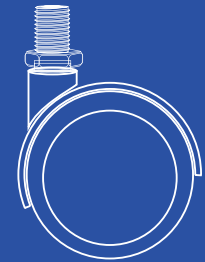
Connector Kits, Wheel Caster Kits



## FEATURES & ACCESSORIES



Connector Kits




Wheel Caster Kits




Sign Panels & Labels

# COMMUNICATE With Style

Choose from our wide range of stocked lids with varying colors and openings to work with your existing waste and recycling program.



## Lid opening options



## STOCK COLORS



\* Red, Yellow & Silver  
Available in Select Lids Only.



## Stock sign panel and label options



DELTA

## Available sign panel options

*\*Available in Waste, Mixed Recyclables, Organics and Paper streams.*



## CUSTOMIZABLE Signs & Labels

Our Mosaic body panel signs and labels are fully customizable to match your branding and styling needs. Choose from our stock and available designs or send us your own custom artwork! These signs and labels are highly visible and our clear intuitive graphics help boost diversion and participation in your program.



NOTE: All signs are available in wide and narrow configurations. All designs are available with accompanying lid labels. Ask your Sales Rep for further details. Because different computers, monitors, and printers render colors and textures differently, actual finishes may vary from those shown here.



# DESIGNED To Fit Your Space

SINGLE



DOUBLE



TRIPLE



